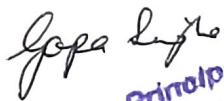
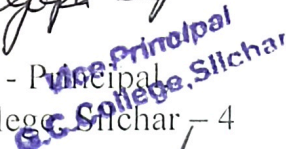
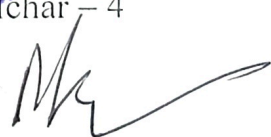


OFFICE OF THE PRINCIPAL,
GURUCHARAN COLLEGE, SILCHAR – 4

NOTICE

Date : 14/06/2023

In pursuance of AU notification No. AUE/NAD-AUS/2017 dtd. 07/06/2023 (Copy enclosed with the Notice) it is hereby notified to the TDC students, who have not yet created their ABC ID (Academic Bank of Credit ID) that they have to create the same through online mode immediately. Further, those students, who have already created it, are hereby directed to update their ABC IDs on or before 24/06/2023 in the AU examination portal (<https://ausexamination.ac.in>) step by step procedure for updating ABC ID in the portal is given at ANNEXURE - 1


Vice - Principal
G. C. College, Silchar – 4





অসম বিশ্ববিদ্যালয়

(एक केन्द्रीय विश्वविद्यालय)
सिलचर 788011
असम, भारत

ASSAM UNIVERSITY

(A Central University)
Silchar 788011
Assam, India


No. AUE/NAD-AUS/2017

Dated 7th June, 2023

NOTIFICATION



In continuation of our letter No. AUE/NAD-AUS/2017 dated 18th January, 2023, this is for information of all concerned that all students who have enrolled presently for any programmes in this University/affiliated/permitted colleges under Assam University have to create their ABC IDs for National Academic Depository (NAD) irrespective of the NEP 2020 or Non NEP 2020. Those students who have already created ABC IDs need to update their ABC IDs in the examination portal of the Assam University, which is now available under Student Login of the examination portal (<https://ausexamination.ac.in> > student > login). Step by step procedure for updating ABC ID in the portal is given at ANNEXTURE-I.

In this connection, all concerned are hereby requested to create ABC IDs and update the ABC IDs in the portal **on or before 24th June, 2023.**


(Dr Suprabir Dutta Roy)
Controller of Examinations

Copy to:

1. PS to Vice-Chancellor for kind information of Vice-Chancellor, AUS
2. PS to Registrar/Director, CDC/FO for kind information, AUS
3. All Dean of Schools, AUS
4. All HoDs, AUS and AUDC
5. All Principals of affiliated/permitted Colleges under AUS. } with a request to disseminate this information among your students
6. Director, Computer Centre, AUS, with a request to upload the same in the website.
7. File



Principal.....
Name of Dean.....
Head Assst.....
Docket No. GICC/5550
Date 9/6/23
Dealing Assst. 


Controller of Examinations

ANNEXTURE-I

Step by Step procedure for updating of ABC IDs in the examination portal

1. Type <https://ausexamination.ac.in> in the address bar and press ENTER key



2. Click at **Student Login** link. The following screen will be displayed and Enter your *Registration number* and *password* then Click at **Login** button.

3. The following screen will be displayed and Enter your ABC ID then Click at **Submit** button.

4. If you do not have ABC ID, then click at **Don't have ABC ID? Click here to create** as shown in screen.
5. Click at **Close** if you do not have Aadhaar as Aadhaar is mandatory for creating ABC ID. The following screen will be displayed.

